REV.	ECN NO.	LOCTIONS.	DESCRIPTION	DATE	CHANGER
A				2022/10/07	

SPECIFICATIONS:
Voltage Rating:60V DC
Current Rating: 0.5A Max.(Each Pin)
Contact Resistance: 60mΩ MAX
Insulation Resistance: 800MΩ MIN
Dielectric Withstanding : AC 500V
Operating Temperature : −25°C~+85°C
Contact Material: Copper Alloy
Insulator Material: Thermoplastic,UL94V−0
Plating: Gold Flash

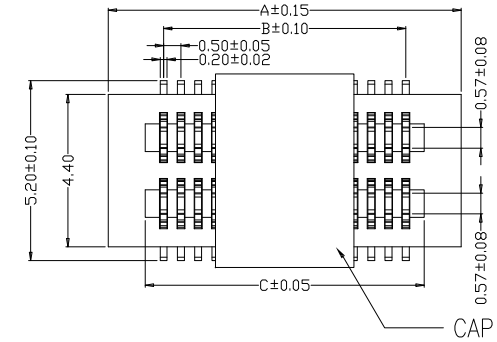

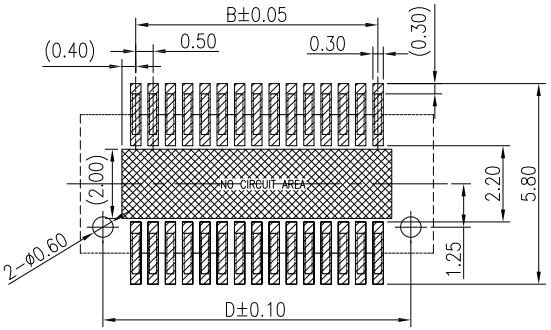

RECOMMENDED PCB PATTERN DIM.

TOLERANCE : ±0.05

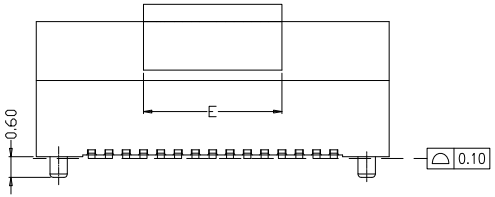

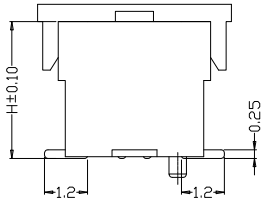

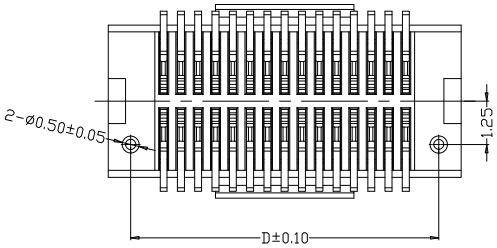

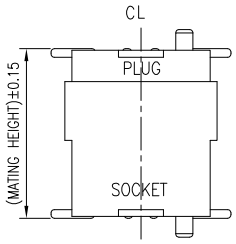

MATING HEIGHT
SCALE:1.25:1

T-DBRXXSB7GX-XX

- Board To Board Receptacle
- Pin數
- ST SMD
- 0.5MM PITCH
- PA9T
- Gold Flash
- R: R+C T:TUBE
- SOCKET(H.)高度

MATING HEIGHT	PLUG (H.)	SOCKET (H.)
3.0	0.8	2.2
3.5	1.3	2.2
4.0	1.0	3.0
4.5	1.0	3.5
5.0	1.0	4.0
5.5	1.0	4.5
6.0	2.0	4.0
6.5	2.0	4.5

PIN NO.	A.	B.	C.	D.	E.
4	3.70	0.50	1.56	2.40	4.00
6	4.20	1.00	2.06	2.90	
8	4.70	1.50	2.56	3.40	
10	5.20	2.00	3.06	3.90	
12	5.70	2.50	3.56	4.40	
14	6.20	3.00	4.06	4.90	
16	6.70	3.50	4.56	5.40	
18	7.20	4.00	5.06	5.90	
20	7.70	4.50	5.56	6.40	
22	8.20	5.00	6.06	6.90	
24	8.70	5.50	6.56	7.40	
26	9.20	6.00	7.06	7.90	
28	9.70	6.50	7.56	8.40	
30	10.20	7.00	8.06	8.90	
32	10.70	7.50	8.56	9.40	
34	11.20	8.00	9.06	9.90	
36	11.70	8.50	9.56	10.40	8.00
38	12.20	9.00	10.06	10.90	
40	12.70	9.50	10.56	11.40	
42	13.20	10.00	11.06	11.90	
44	13.70	10.50	11.56	12.40	
46	14.20	11.00	12.06	12.90	
48	14.70	11.50	12.56	13.40	
50	15.20	12.00	13.06	13.90	
54	16.20	13.00	14.06	14.90	
56	16.70	13.50	14.56	15.40	
58	17.20	14.00	15.06	15.90	
60	17.70	14.50	15.56	16.40	
62	18.20	15.00	16.06	16.90	
64	18.70	15.50	16.56	17.40	
66	19.20	16.00	17.06	17.90	
68	19.70	16.50	17.56	18.40	
70	20.20	17.00	18.06	18.90	
72	20.70	17.50	18.56	19.40	
74	21.20	18.00	19.06	19.90	
76	21.70	18.50	19.56	20.40	
78	22.20	19.00	20.06	20.90	
80	22.70	19.50	20.56	21.40	
82	23.20	20.00	21.06	21.90	
84	23.70	20.50	21.56	22.40	
86	24.20	21.00	22.06	22.90	
88	24.70	21.50	22.56	23.40	
90	25.20	22.00	23.06	23.90	
92	25.70	22.50	23.56	24.40	
94	26.20	23.00	24.06	24.90	
96	26.70	23.50	24.56	25.40	
98	27.20	24.00	25.06	25.90	
100	27.70	24.50	25.56	26.40	

TOLERANCE UNSPECIFIED:
X.X ±0.25
X.XX ±0.15
X.XXX ±0.05
ANGLE ±2°

PROJECTION:

UNIT: mm [inch]

SCALE:1:1 SIZE: A4

DISNT 得升電子股份有限公司
DISNT ELECTRONIC CO.,LTD

DRAWED BY: 阮志龍	DATE: 2022/10/07	TITLE: 成品規格圖	
		DESCRIPTION: BTB0.5mm 2*XPIN 雙槽 母座 帶定位柱 帶夾持蓋	
CHECKED BY: 何智权	DATE: 2022/10/07	PART NO.	T-DBRXXSB7GX-XX
		MOLD NO.	
APPROVED BY: 陈宗渊	DATE: 2022/10/07	DRAW NO.	T-DBRXXSB7GX-XX
		SHEET	1 OF 1